

Safety Belt Use



Only eleven states rank lower in safety belt use than Missouri.

Missouri Statewide



2016	2017
688 Killed	687 Killed
62% Unbelted	64% Unbelted

Teens (15-19)




2016	2017
72 Killed	77 Killed
78% Unbelted	70% Unbelted

Pickup



2016	2017
145 Killed	141 Killed
69% Unbelted	75% Unbelted



What are Drivers' Odds?

IN A CRASH:

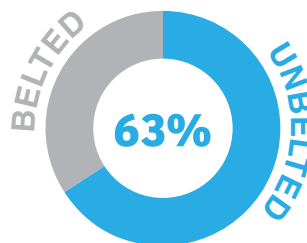
Unbelted - 1 in 29
chance of being killed.

Belted - 1 in 1,258
chance of being killed.



Pass a Primary, SAVE:

43 Lives
536 Serious Injuries
\$118 million in costs




The REALITY:

From 2015 to 2017,
63% of all drivers and passengers
killed in crashes were **unrestrained.**



Missouri Coalition
for Roadway Safety



Data Sources: Missouri State Highway Patrol, Missouri Department of Transportation, National Highway Traffic Safety Administration.